

Humberside Police

National Crime & Policing Measures

11th January 2024

OFFICIAL Sensitive



Humberside Police

1. Introduction

The Policing Minister will be expecting to see improvements in the National Crime and Policing Measures over a four year period from a baseline of December 2019. To support the monitoring of these measures, a Digital Crime and Performance Pack (DCPP) has been developed, which provides access to crime data at a National and Force level, to assist with monitoring police performance against the National Crime and Policing Measures, where a public facing version is now available within the public domain (<https://hmicfrs.justiceinspectors.gov.uk/our-work/article/digital-crime-performance-pack/>).

The DCPP provides a single source of data, and is an interactive, digital tool, which provides access to crime data at a National and Force level, where this tool is used by the Minister, Home Office and CPPB to look at where, and how the organisations need to focus their efforts to improve performance against the National Crime and Policing Measures (NCPM).

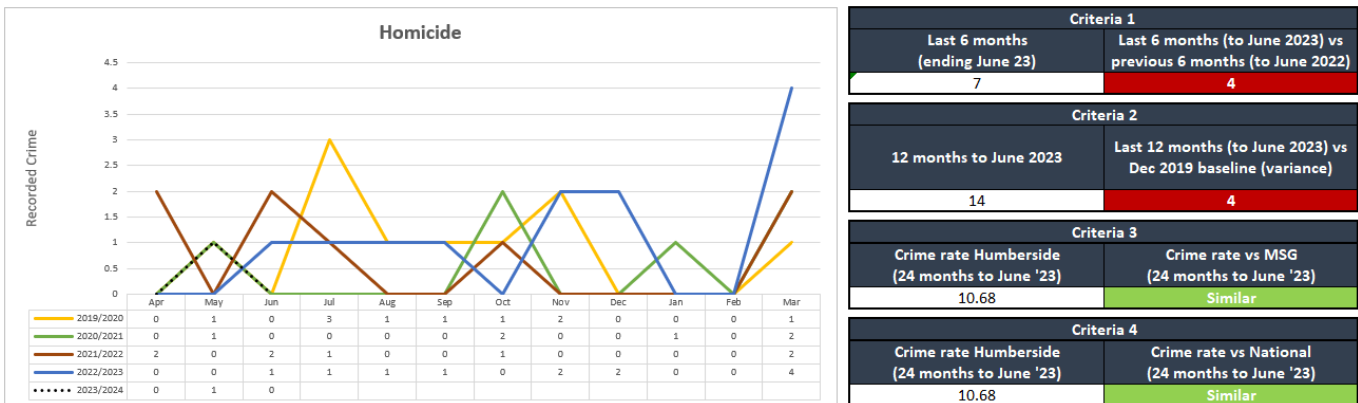
Provided below is a further update on the Force position in respect of these National Measures.

2. Humberside Police Overview

The National Crime and Policing Measures are regularly tracked where the Force uses both the Digital Crime and Performance Pack (DCPP) and comparative data to understand and contextualise performance.

Whilst there are six priority areas within the performance framework for the National Crime and Policing Measures, some of these areas are not available for the Force to report against, as the data is to be provided by the ONS, CSEW etc. and is not yet available, or is only available at a regional / national level. This data relates to 'Improve Satisfaction Among Victims', and 'Tackling Cyber Crime', once these areas become available, further analysis will be included in future updates.

3. National Crime Performance Metric: Reduce Murder and Other Homicide



Force Commentary

After analysing current Homicide performance (national data available to June 2023) against the 4 Home Office outlier criteria's, Humberside is flagging as a possible outlier for 'Criteria 1' and 'Criteria 2'. The performance assessments supporting this are outlined below.

Criteria 1: Current 6 months To Date v same 6 months Last Year, to measure recent change.

- When comparing the 6 months to June 2023 to the comparison period, Humberside is recording an increase of 4 offences, the equivalent of 133.3% increase year on year.
- **Based on this detail Humberside would possibly record as an outlier for this criterion.**



Criteria 2: Current 12 months To Date vs December 2019, to measure change vs baseline.

- When comparing the 12 months to June 2023 with the 12 months to December 2019 (pre COVID-19 baseline), Humberside is recording an increase of 4 Homicides, where 14 Homicides have been recorded in the 12 months to June 2023.
- When comparing the 12 months to June 2023 with the comparison period, Humberside is recording a 40.0% increase, which is a larger increase when compared to the MSG where performance is 2.5% lower year on year.
- **Based on this detail Humberside would possibly record as an outlier for this criterion.**

Criteria 3&4: Crime rate (over 2 years) per million population vs Most Similar Group (MSG) and against the National average.

- For the 24 months to June 2022 (latest data within the DCPD), Humberside has a Homicide crime rate of 10.68 homicides per million population, which is 0.8 less than the MSG average, and only marginally higher than the national average by 0.2.
- **Based on this detail Humberside would not record a 'flag' within this criterion.**

The force are employing a range of measures to reduce homicide, near miss homicide and preventable deaths including:

- Production of a homicide and near miss homicide problem profile which will allow the identification of trends and target preventative activity to try and reduce serious violent offending
- Formation of a Review Team within the Major Crime Team which will enable the force and partners to quickly identify learning and good practice from homicide and near miss homicide offences.
- Implementation of homicide and near miss homicide prevention rapid debrief process.
- Full integration of the national homicide prevention framework
- Media campaigns targeting key drivers of homicide and near miss homicide. "One Punch" Christmas campaign and "Walk Away" national campaign.
- Creation of a homicide prevention board to build a highly effective pan Humberside partnership with key internal and external stakeholder working together to reduce the number of homicides, near miss homicides and preventable deaths in Humberside.

The key aims of the board being:

- To lead and co-ordinate the local response to homicide prevention within Humberside through a "whole system", public health approach.
- To prevent homicides by identifying and tackling the causes and drivers of homicide
- To coordinate multi-agency homicide prevention activity across the partnership in line with the three prevention categories of the National Policing Preventative Strategy

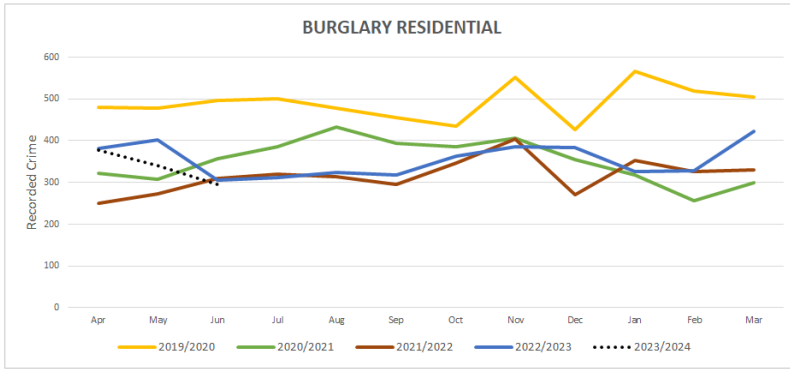
4. National Crime Performance Metric: Reduce Neighbourhood Crime

The National measures are defined as Residential Burglary, Personal Robbery, Theft from and of a Vehicle, and Theft from Person. Currently the Digital Crime and Performance Pack (DCPP) contains data up until June 2023 and this is reflected in the analysis provided.

To identify outliers for each Neighbourhood crime area, the Home Office have devised 3 measures (criteria points), where criteria 1 (% change on volumes vs MSG, 6 months TD v same 6 months LY) must be triggered first, followed by at least one further exception on criteria 2 and/or 3.



Residential Burglary



Criteria 1			
6 months to June 2022	6 months to June 2023	Var	% change vs MSG
2,097	2,091	-0.3%	Similar
Criteria 2			
YE December 2019	YE June 2023	Var	% change vs MSG
5,784	4,218	-27.1%	Similar
Criteria 3			
12 month crime rate per 100,000 population	rate vs MSG		
450.3	Higher		
Force Outlier			
NO			

When analysing 'Criteria 1' for Residential Burglary, Humberside has recorded 2,091 offences in the 6 months to June 2023, which is 0.3% lower when comparing to the same 6 months in 2022. Humberside's year on year decrease has been classed as 'similar' when comparing to the most similar group of forces (-3%).

When reviewing 'Criteria 2', Humberside has recorded a similar decrease when comparing to the most similar group (-30%), where Humberside has recorded a 27% reduction in Residential Burglary offences when comparing the 12 months to June 2023 with the December 2019 baseline.

For 'Criteria 3' Humberside has recorded a crime per 100,000 rate of 450.3, which is classed as a 'higher' rate when comparing to the most similar group of forces.

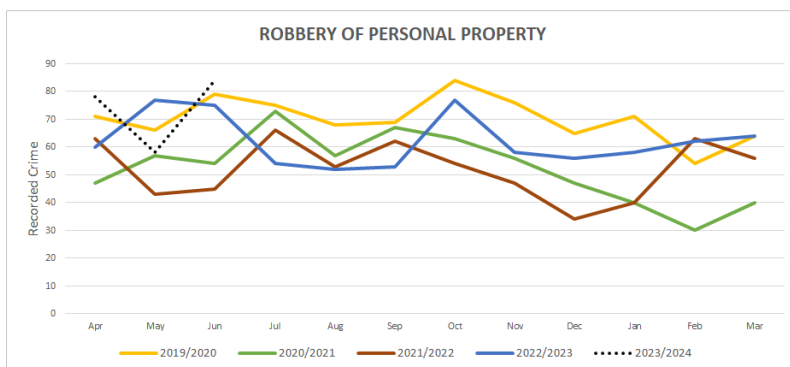
Despite Humberside having a higher crime rate for the last 12 months, the force has not been identified as an outlier, and therefore will not be flagged as an exception by the Home Office.

Operation Gallant was recognised by the HMIC within their report *"The police response to burglary, robbery and other acquisitive crime – Finding time for crime (2022)"* as national best practice in terms of victim reassurance and crime reduction. This is an evolving tactic implemented in Humberside Police, which is regularly reviewed to ensure victims of burglary receive a follow-up visit from a local neighbourhood policing representative, to provide crime prevention advice, whilst also alerting neighbouring residents.

Patrol functions in each area deploy dedicated resources to prioritise the initial response to burglary. These 'burglary cars' ensure incidents of residential burglary are attended in a timely manner and focus is given to the golden hour principles in order to maximise evidence recovery and promote criminal justice outcomes.

There is a proactive focus on second-hand markets to increase intelligence and reduce outlets for stolen property.

Personal Robbery



Criteria 1			
6 months to June 2022	6 months to June 2023	Var	% change vs MSG
373	435	16.6%	Similar
Criteria 2			
YE December 2019	YE June 2023	Var	% change vs MSG
883	795	-10.0%	Similar
Criteria 3			
12 month crime rate per 100,000 population	rate vs MSG		
84.9	Similar		
Force Outlier			
NO			

When analysing 'Criteria 1' for Personal Robbery, Humberside has recorded 435 offences in the 6 months to June 2023, which is 17% higher when comparing to the same 6 months in 2022, however, Humberside's year on year increase has been classed as 'similar' when comparing to the most similar group of forces (+14%).



When reviewing 'Criteria 2', Humberside has recorded a similar decrease when comparing to the most similar group (-3%), where Humberside has recorded a 10% reduction in Personal Robbery offences when comparing the 12 months to June 2023 with the December 2019 baseline.

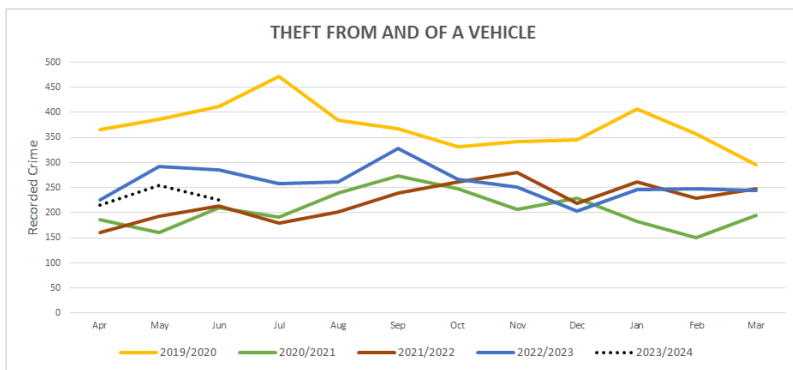
For 'Criteria 3', Humberside has recorded a crime per 100,000 rate of 84.9, which is classed as a 'similar' rate when comparing to the most similar group of forces.

Humberside is currently not showing as an outlier, and therefore will not be flagged as an exception by the Home Office.

The force is employing a range of measures and tactics aimed at reducing robbery including:

- All reports of robbery have an immediate mandatory referral to the duty Detective Inspector, to oversee the investigative response with a view to maximising evidence capture.
- Operation Calibre is the force response to robbery offences which was deployed in December 2022, aimed at reducing offences and targeting offenders. This forms the basis of a regular schedule of activity in response to this crime type.
- Robbery offences are prioritised for investigation by dedicated neighbourhood crime officers, to ensure opportunities for CJ outcomes are maximised.
- Remand in custody is used proactively for appropriate robbery offenders, to minimise repeat offending
- A regional Robbery Working Group has now been established to share best practice and identify emerging issues.

Theft from and of a Vehicle



Criteria 1			
6 months to June 2022	6 months to June 2023	Var	% change vs MSG
1929	1801	-6.6%	Similar
Criteria 2			
YE December 2019	YE June 2023	Var	% change vs MSG
5853	3810	-34.9%	Similar
Criteria 3			
12 month crime rate per 100,000 population	rate vs MSG		
406.7	Lower		
Force Outlier			
NO			

When analysing 'Criteria 1' for Theft from and of a Vehicle, Humberside has recorded 1,801 offences in the 6 months to June 2023, which is 7% lower when comparing to the same 6 months in 2022, where Humberside's year on year increase has been classed as 'similar' when comparing to the most similar group of forces (+4%).

When reviewing 'Criteria 2', Humberside's decrease is classed as 'similar' when comparing to the most similar group (-16%), where Humberside has recorded a 35% reduction in Theft from and of Vehicle offences when comparing the 12 months to June 2023 with the December 2019 baseline.

For 'Criteria 3' Humberside has recorded a crime per 100,000 rate of 406.7, which is classed as a 'similar' rate when comparing to the most similar group of forces.

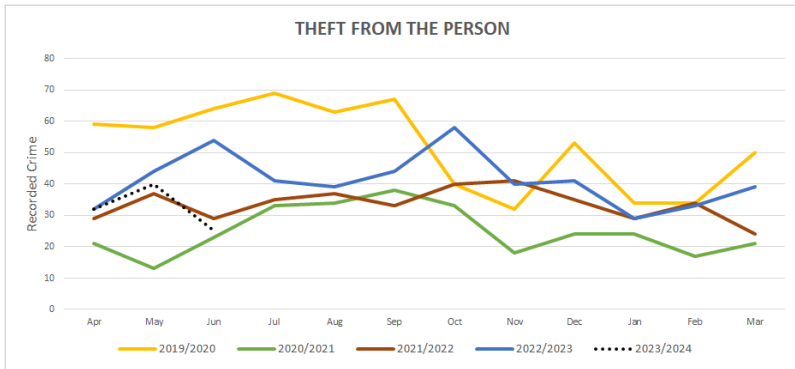
Humberside is currently not showing as an outlier, and therefore will not be flagged as an exception by the Home Office.



The force is employing a range of measures and tactics aimed at reducing theft from and of a vehicle including:

- Increased use of covert policing tactics in response to these neighbourhood crimes.
- Locally owned problem profiles, supported by OSARA and POP methodology to deliver long-term sustainable reductions.
- Neighbourhood Policing target crime prevention activity within ‘hot-spot’ locations.
- Operation Orwell is the response to Hanoi burglaries, where residential premises are attacked in order to steal motor vehicles. As part of this activity, the emergence of video doorbells and private CCTV has led to an increase in the identification of crimes which would otherwise have gone unreported.
- Operation Rigel is an OCG whose core threat is the organised theft of high-value motor vehicles which are subsequently either shipped out of the country or stripped. In December, Humberside Police charged and remanded the principal members of this OCG following a run of keyless thefts.

Theft from Person



Criteria 1			
6 months to June 2022	6 months to June 2023	Var	% change vs MSG
220	196	-10.9%	Similar
Criteria 2			
YE December 2019	YE June 2023	Var	% change vs MSG
674	462	-31.5%	Similar
Criteria 3			
12 month crime rate per 100,000 population	rate vs MSG		
49.3	Lower		
Force Outlier			
NO			

When analysing ‘Criteria 1’ for Theft from Person, Humberside has recorded 196 offences in the 6 months to June 2023, which is 11% lower when comparing to the same 6 months in 2022, where Humberside’s year on year decrease has been classed as ‘similar’ when comparing to the most similar group of forces (+10%).

When reviewing ‘Criteria 2’, Humberside has recorded a similar decrease when comparing to the most similar group (-24%), where Humberside has recorded a 31% decrease in Theft from Person offences when comparing the 12 months to June 2023 with the December 2019 baseline.

For ‘Criteria 3’ Humberside has recorded a crime per 100,000 rate of 49.3, which is classed as a ‘similar’ rate when comparing to the most similar group of forces.

Humberside is currently not showing as an outlier, and therefore will not be flagged as an exception by the Home Office.

Force Summary

Criteria 1: % change on volumes vs MSG, 6 months TD v same 6 months last year

When analysing criteria 1 across all Neighbourhood crime areas (Residential Burglary, Personal Robbery, Theft from Person, and Theft from and of a Vehicle), Humberside has recorded an overall reduction of 2% when comparing the 6 months to June 2023 with the same months in 2022, which is 5%pts lower when comparing to the MSG (+3%).

Humberside has recorded decreases in three of the four (Residential Burglary, Theft from Person, and Theft from and of a Vehicle) crime categories, when comparing the 6 months to June 2023 with the equivalent period in 2022, which has been classed as ‘similar’ performance when using the Home Office methodology.

Only Personal Robbery has recorded an increase when comparing the 6 months to June 2023 with the equivalent period in 2022, however, when comparing this to the MSG average Humberside’s increase has been classed as ‘similar’ when using the Home Office methodology.



Criteria 2: Percentage change on volumes vs MSG, 12 months to June 2023 v 12 months to December 2019

When analysing criteria 2 for all Neighbourhood crime areas (Residential Burglary, Personal Robbery, Theft from Person, and Theft from and of a Vehicle), Humberside has recorded an overall reduction of 30% when comparing the 12 months to June 2023 with the December 2019 baseline, which is 9%pts lower when comparing to the MSG (-21%), and is 10%pts better than the Governments beating crime aspiration of a 20% reduction in neighbourhood crime from the pre COVID-19 baseline to the end of March 2024. Humberside has recorded decreases across each Neighbourhood crime area for this criterion.

Criteria 3: Crime rate (over last year) per 1,000 population v MSG

When comparing Humberside's crime rate per 100,000 population for the 12 months to June 2023, Humberside is recording a 'similar' rate when comparing to the MSG average of 991.2 crimes per 100,000 population. Three of the four crime types are either recording a similar rate, or a lower rate when comparing to the MSG, only Burglary Residential is recording a higher rate than the MSG average.

When analysing each of the criterion, Humberside is currently not showing as an outlier across any neighbourhood crime area, and therefore will not be flagged as an exception by the Home Office.

Force Commentary

To ensure that the Force maintains and achieves continuous performance improvements within the Neighbourhood Crime NCPM indicators, the Force is undertaking the below high level activity:-

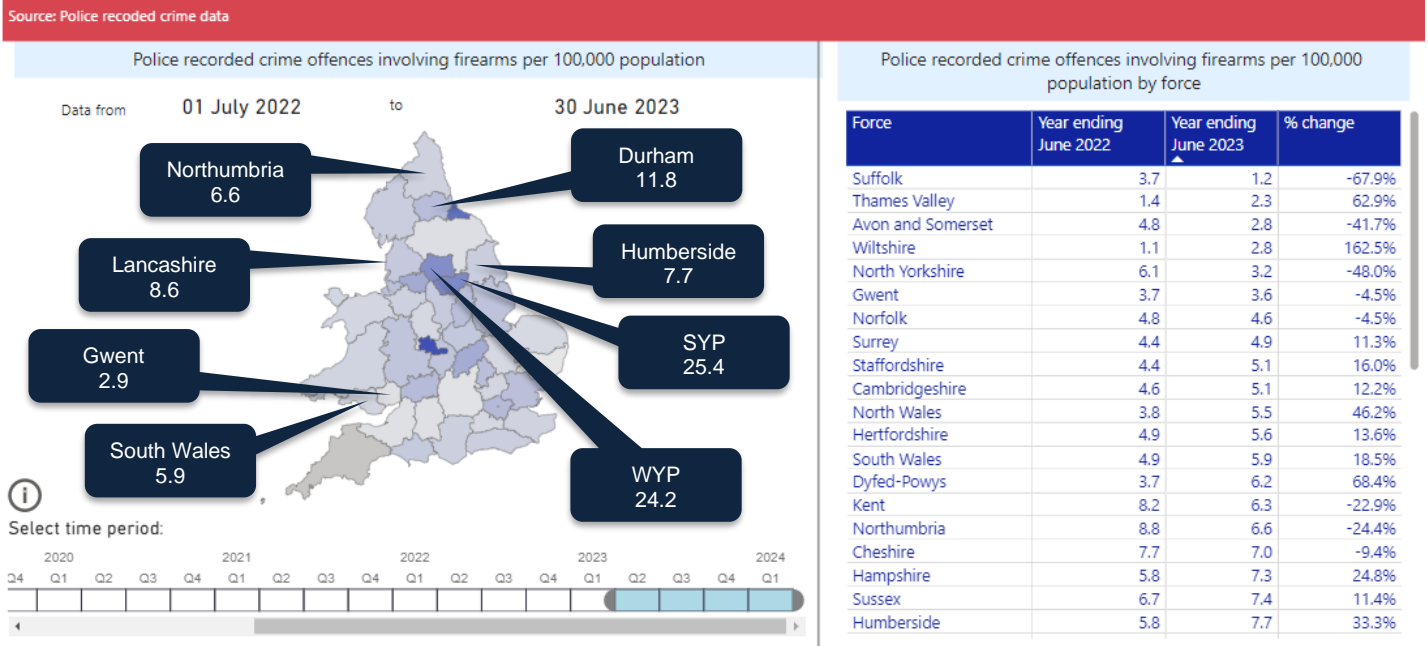
- Continuation of effective multi-agency, early intervention and diversion work
- Application of innovative, evidence based, crime prevention activity through specific Operations
- Continuous improvement of professional investigation which maximises evidence collection
- Appropriate use of out of court disposals to reduce reoffending
- Robust offender management
- Development of effective 4P plans for all neighbourhood crime areas with force level owners and locally based deputies to provide a consistent approach
- Evidence based policing to deliver effective an 'hot-spot' preventative patrol strategy
- Locally owned problem profiles, supported by OSARA and POP methodology to deliver long-term sustainable reductions
- Development of property marking schemes and online property registers to restrict the movement of stolen property
- Proactive focus on second-hand markets to increase intelligence and reduce outlets for stolen property
- Realigned management of proactive resources to divisional intelligence managers as Neighbourhood Tactical Units, with a wider focus around Neighbourhood Crime types as opposed to purely a traditional focus on drugs markets
- Dedicated Neighbourhood Crime Investigation Teams delivering an agile and dynamic response to emerging crime trends. These teams also provide a development opportunity for less experienced officers to improve their investigation and GHP skills

5. Reduce Serious Violence

The National measures are defined as Hospital Admissions of u25's for assault with a sharp object, and offences involving the discharge of a firearm. The Digital Crime and Performance Pack (DCPP) has been updated, and contains data up until June 2023, which is reflected in the analysis provided below.




Offences involving firearms.



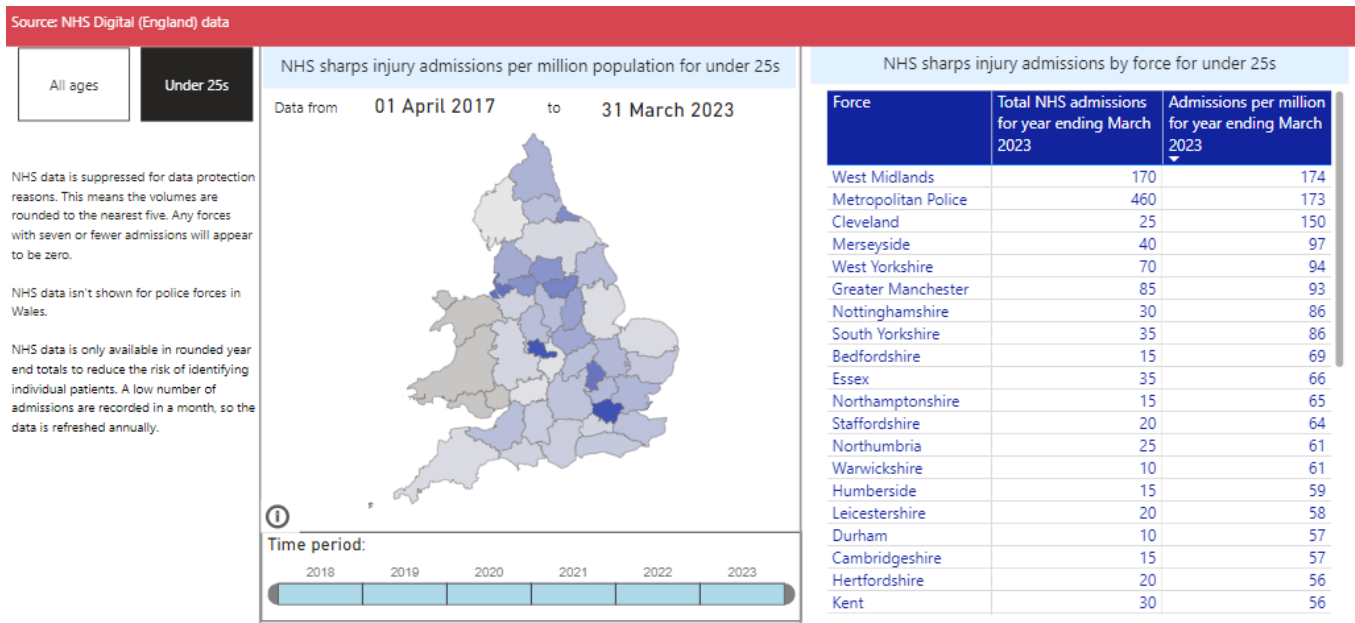
For the 12 months to June 2023, Humberside has a crime per 100,000 rate of 7.7, which is 4th lowest when comparing to the most similar Forces, and the 20th lowest when analysing the data nationally. Currently there is no national framework on identifying Force outliers for this metric.

Offences involving knives and sharp instruments



For the 12 months to June 2023, Humberside has a crime per 100,000 rate of 85.6, which is 3rd highest when comparing to the most similar Forces, and the 9th highest when analysing the data nationally. Currently there is no national framework on identifying Force outliers for this metric.





Humberside has the 15th highest admissions per 100,000 rate of 59 for U25's when comparing against all Forces, when analysing the performance of the most similar group, only Lancashire and Durham have recorded lower rates than Humberside. Currently there is no national framework on identifying Force outliers for this metric.

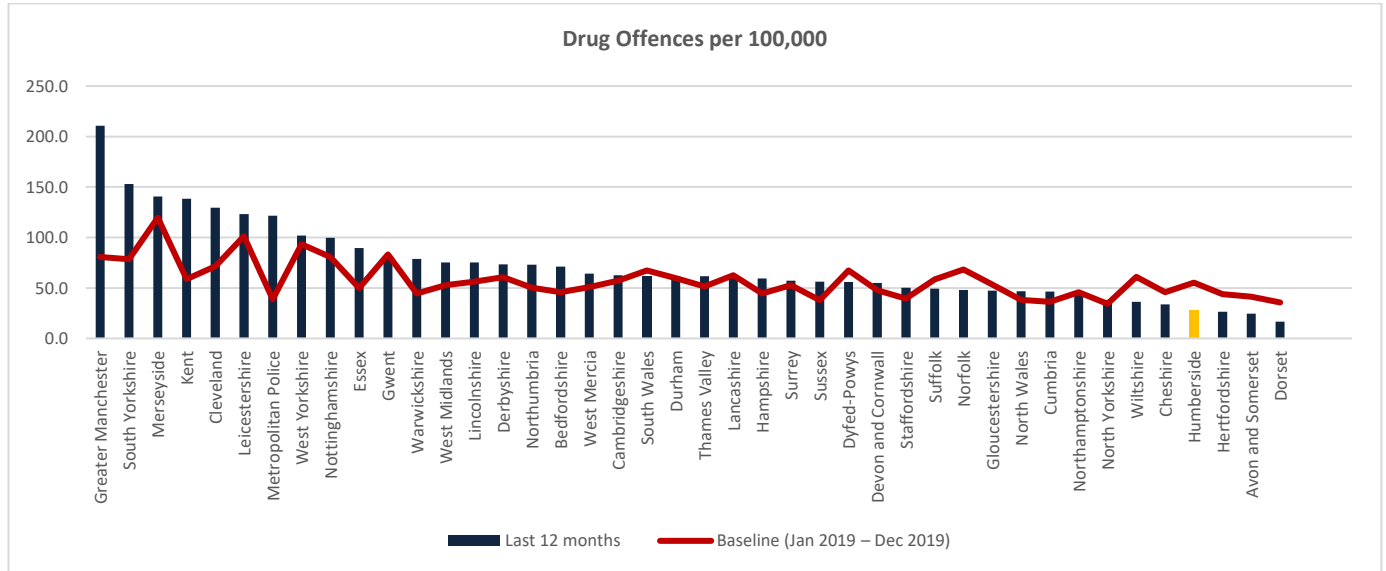
Force Commentary

- Identification of risk factors has enabled targeted work within social settings and schools, to discourage the carriage of weapons which are often used as a consequence of minor incidents escalating rather than the carriage being for intended criminality.
- Balanced and intelligence led use of stop and search can be a powerful tool in disruption and identification of offenders, particularly in the Night-time Economy, where risk perception and a lack of understanding as to consequences of actions are impaired through intoxication. The use of stop and search in this context is also more likely to be effective in disruption and harm reduction, as well as less likely to have a negative impact on any specific community.
- The management of risk of firearms is managed through proactive assessment of firearms based in intelligence and operational activity where there is an identified threat. The continued assessment of risk posed by those holding weapons, and their security measures are key in minimising the risk from legally owned weapons, and of those weapons being illegally obtained and used with criminal intent.
- Wider protection and assessment of risk is now in place within the Firearms Licensing Unit through the enhancements in processes and oversight.
- 19 hotspots have been identified across Humberside police area that are linked to the most serious violence, which is a reduction from last year to allow enhanced focus, and where targeted foot patrols are being undertaken in these areas with dedicated staff briefed around specific issues and concerns, Serious Violence Crime and Anti-Social Behaviour reporting has been reduced when staff are deployed. This is resulting in increased interaction with the community, intelligence being gathered, weapons sweeps and positive stop searches
- Home Office funding is being used in these 19 areas to undertake bespoke problem-solving activity. Examples of this are - dedicated staff are tasked with patrolling key hotspots in the Night Time Economy or funding youth outreach work to educate youth in high violence areas.



6. Disrupt Drugs Supply and County Lines

The National measures are defined as drug related homicides, and police referrals into drug treatment. Currently the performance indicators are still in national development for this priority area, therefore Police recorded crime data has been included within the Digital Crime and Performance Pack (DCPP), where this data is inclusive of June 2023.



Humberside has the 4th lowest crime per 100,000 rate for drug offences, with a rate of 27.9 offences per 100,000 population, and the lowest rate compared to the most similar group,

Force Commentary

- County lines and the dispute between rival OCGs in supplying commodity, and the use of disproportionate violence to enforce debts or intimidate, has been a national concern and driver of drugs related violence. The understanding of key OCG networks operating and assessment of risks is the basis of effective disruption, prevention and pursue.
- The force employs a range of tactics to identify, disrupt and arrest offenders to stem the flow of commodity into and within the force area. The intelligence gathering and support from NPT's is vital particularly in identifying those individuals that are new and active in drugs networks and in identifying thought that are vulnerable to exploitation through coercion or cuckooing.
- Monitoring of OCG networks allows changes in risk to be identified and activity tasked to address as required. OCG and drugs supply remain on the regional and local Strategic Threat Assessment
- The Force has two Clear Hold Build sites identified, and is developing plans with partners to deliver activity which will reduce drug supply and community based harm. These sites are in Bridlington and Grimsby.
- There are local and collaborated drugs partnerships across the Local Authority areas of the Force, which are delivering against the 10 year Drug Strategy – From harm to Hope. This sees Humberside Police leading on areas such as criminal justice outcomes (out of court disposals and female offender pathways) and well as harm and mortality reduction through rapid death reviews, non-fatal overdose reviews, and collaborated drug alert systems. Drugs outcomes are monitored through the LDPs and alliances to ensure that policing contributes to tackling the harm from drug dealing and taking.



The Force has continued to deliver harm reduction in communities from all acquisitive crime through Operation Shield, which entered phase three on Monday 20 November, and has seen huge success during

the initial first two phases. Launched on 15.09.23, Humberside Police have held an intensified period of action where officers force wide from different departments and specialist commands have disrupted and deterred criminals from every angle. From 69 warrants, 675 people have been arrested, 226 charged, and 188 suspects have been remanded. Not only have officers also been out patrolling hot spot areas, they have carried out 27 stop and searches, recovered over £212,000 pounds worth of Class A and Class B drugs and seized associated equipment, along with over £56,000 pounds worth of cash, 27 weapons, including firearms, knives and an improvised explosive device, over £100,000 worth of vehicles, designer clothing, and jewellery worth in excess of £25,000, and agricultural GPS devices worth over £200,000. 254 mobile phones and 21 computers have also been seized as part of the operation. Many traffic offence have also been identified by our Roads Policing officers as well as working with officers on the ground to hunt suspects involved in organised criminality and other serious offences.

7. Tackle Cyber Crime

The National measures are defined as confidence in law enforcement response to cyber-crime and percentage of businesses experiencing a cyber breach or attack. Currently the performance indicators are still in national development for this priority area, where only consolidated regional (Yorkshire and Humber) data is available.

8. Improving Satisfaction among victims, with a particular focus on victims of DA

The National measures are defined as satisfaction with the police among victims of DA, and victim satisfaction with the police. Currently the performance indicators are still in national development for this priority area, where data is not yet available with the DCPD tool.

